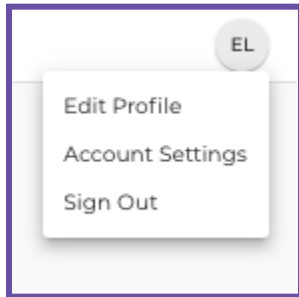
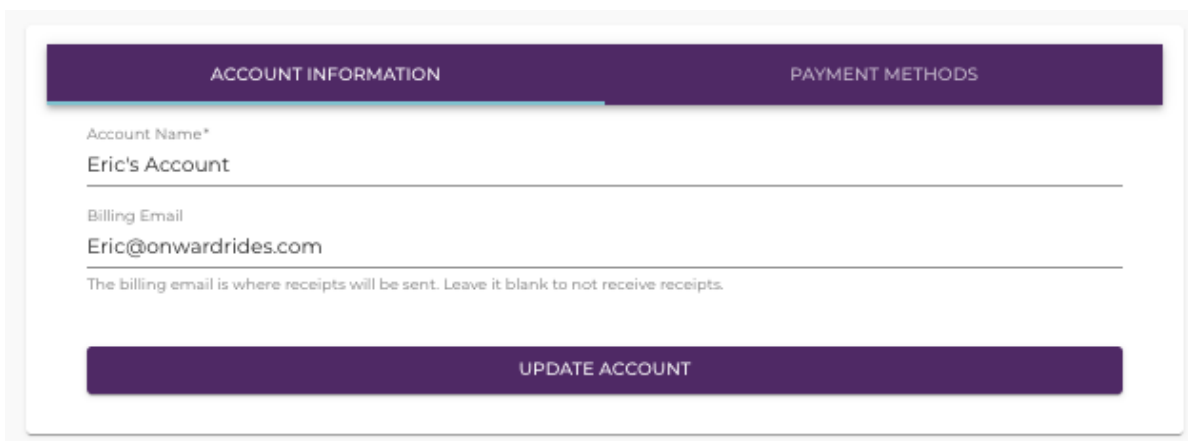


Using the Marin Mobility Wallet Card to book Companion Rides is easy to set up. You'll simply add your pre-loaded Mobility Wallet Card in your Onward profile and add a back up payment method in the event of any overages.

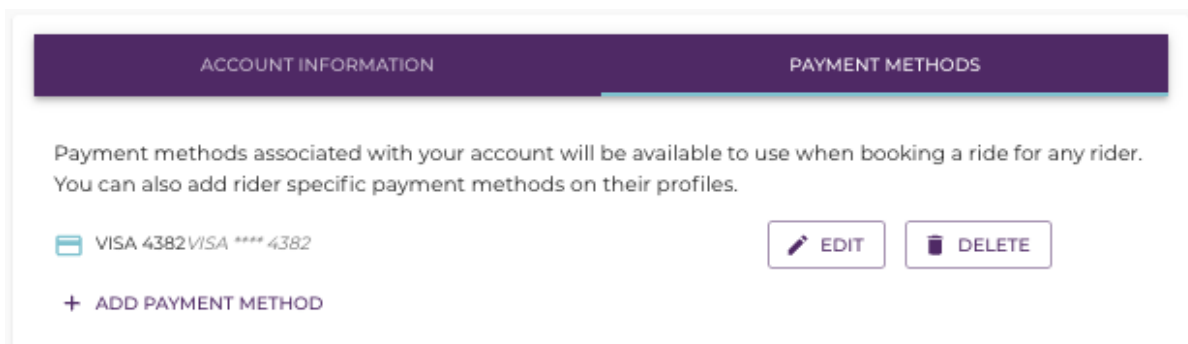
To add or adjust your card on file, navigate to account settings in the top right corner of the page:



You will see a screen with your account information. The word "Account Information" will have a blue line under it.



Click on "Payment Methods" to the right of "Account Information"



Click "Add Payment Method" and add your Mobility Wallet Card information.

IMPORTANT: Please add a back up card on your account for overages.